



Edgewood Elementary

3028 Howden Muskegon Heights, MI 49444
Muskegon Heights Public School Academy System
Phone 231-830-3200 • mhtigers.org
Brenda Rybacki, Principal

Dear First Grade Families,

This letter is to provide information about what to expect when a remote learning day is called due to a weather emergency.

Ms. Brown's class will complete the packet that was sent home in the "Virtual Learning Day" folder. If the folder has been lost or misplaced, please visit our website and click on the remote learning day tab to view additional materials.

OVERALL EXPECTATIONS:

Teachers will be available for two 45 minute sessions. One session will be held in the morning from 9:00 – 9:45. The second session will be held in the afternoon from 1:00 – 1:45. Students will be required to join both sessions to receive credit for attending school that day.

Students can join the work session by computer or phone at the following link:

<https://meet.google.com/svt-wsou-yet>

Google Meet joining info

Google Classroom Name: Ms. B's First Grade Room

Video call link: <https://classroom.google.com/c/NTIzNjUOMTMOMTgy?cjc=szqru4d>

Attendance is taken based on students logging in or phoning in
Work is being graded just as if they were in-person

Parent Expectations:

Assist your child with logging on or phoning into class

Check our website if you need information

Help your child, but do not complete the work for them

If you have any issues with technology email the teacher at: niyatabrown@yahoo.com

Let's all hope for an early Spring

Name _____

Date _____

Counting by 2s



Count by 2s. 12 14 16 18 20 22

Count by 2s. 31 33 35 37 39 41

Finish each row. Count by 2s.

17	19	21			
36	38	40			
72	74	76			
43	45	47			
14	16			26	
39		43			53

Finish each row. Count by 2s.

20					34
75					89
44					58
69					83
31					45
88					102

Continue each row. Count by 2s.

			28		34
		53		59	
				87	91
48		52			
				97	99
	50			56	

Name: _____

Name:



Write the correct sign > < = in each circle.

60 ○ 69

76 ○ 78

67 ○ 63

72 ○ 74

62 ○ 68

75 ○ 71

65 ○ 65


82 ○ 83

65 ○ 61

89 ○ 89


79 ○ 77

87 ○ 86







Counting by Fives


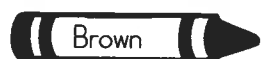

Count by fives to **draw** the path to the playground.



Name: _____

Write the sum for each problem. Then, color according to the key at the bottom.

-  Blue 10, 13, 14
-  Red 2, 3, 16
-  Yellow 5, 6, 12
-  Violet 15, 18

-  Green 4, 7
-  Brown 9, 11
-  Pink 8, 17

Martin Luther King, Jr.

Martin Luther King, Jr. was born in Georgia in 1929. At that time, whites and people of color were **segregated**.

Martin's father taught him to always demand respect.

Martin was a great speaker and very smart. He won a big speech contest in high school. He was 15 years old when he finished high school in 1944. He went to Morehouse College in Atlanta, Georgia.

In 1948, Martin became a **minister**. He worked very hard to change segregation laws by giving speeches and leading marches. He told people not to fight and explained ways to change the laws in peaceful ways.

Sometimes, Martin went to jail for his ideas. Despite any consequences from his speeches, he never gave up. In 1963, he gave his famous speech, "I Have a Dream" in Washington D.C. In 1964, he won the Nobel Peace Prize.

In 1964, the **Civil Rights** Act became law. People of color had equal rights. Martin had great influence.

In 1968, Martin was killed.



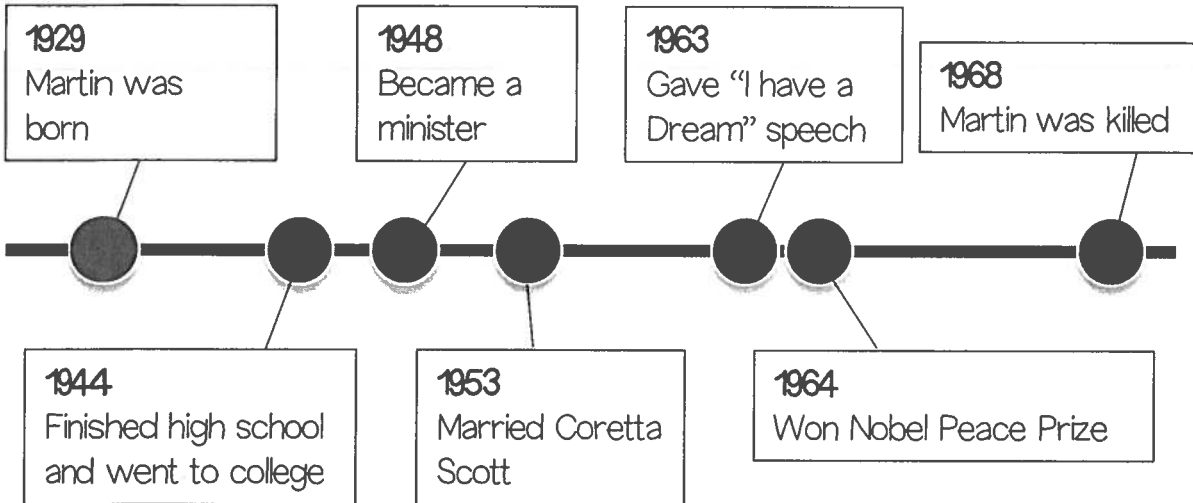
Civil Rights: The rights that all people have to freedom and to be treated equally.

Segregated: Divided or separated by skin color.

Minister: The leader of a Christian church group.


Martin Luther King, Jr.

Timeline



Martin Luther King, Jr. was inspirational because

If Martin Luther King, Jr. visited my class, I would



Born: _____




Died: _____



Famous For: _____



Interesting Fact:



Dr. Martin Luther King, Jr.'s Life

Name: _____

Date: _____

Learning Target: _____

Something new I learned today was...



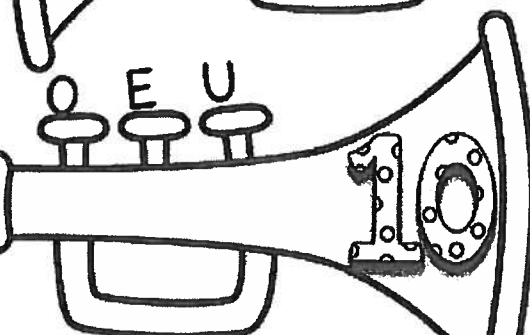





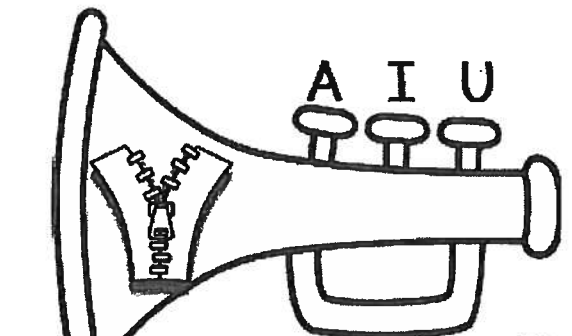



**BLACK
History
Month**

Louis Armstrong was a famous African American jazz player. He played the trumpet, wrote music, and sang.

Directions: Look at each picture word. Circle the vowel key that is the middle sound for the word.

Name _____

















Working with Words

Rhyme Time

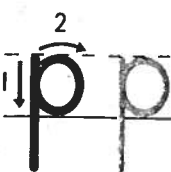


Rhyming words start with different sounds and end with the same sound. Draw a line to each rhyming pair.


	hat	house	
	mouse	three	3
	tree	pan	
	pie	frog	
	fan	cat	
	log	tie	
	pen	car	
	jar	ten	10

Letters and Sounds


P p Print P and p.



Look at the pictures. Print the beginning letter on each word.
Read the word.




ig



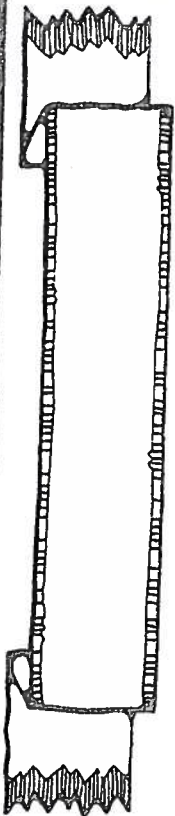
ear



umpkin



izza



Born: _____


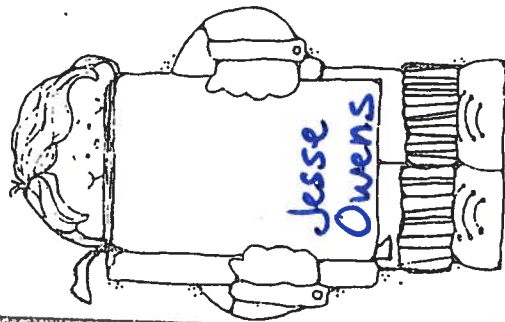


Died: _____



Famous For: _____

Interesting Fact: _____



Born: _____




Died: _____



Famous For: _____

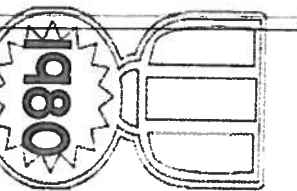



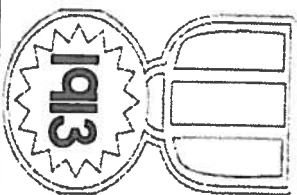
Interesting Fact: _____



Name: _____

Jesse Owens Timeline

Directions: Cut and paste each event under the correct time.



Jesse dies. He will always be remembered as the fastest man in the world.



Jesse was born on Sept. 12 in Alabama.



He tries out for the Olympic team, but doesn't make it.

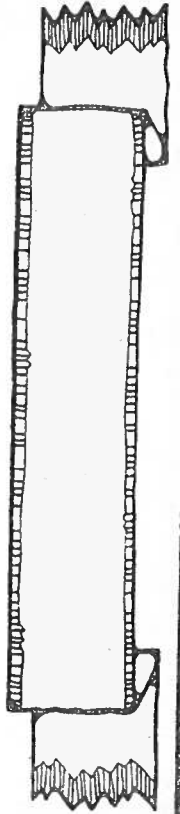


Jesse marries Ruth Solomon, a farmhand.



He competes in the Olympics held in Germany. He won 4 Gold Medals.



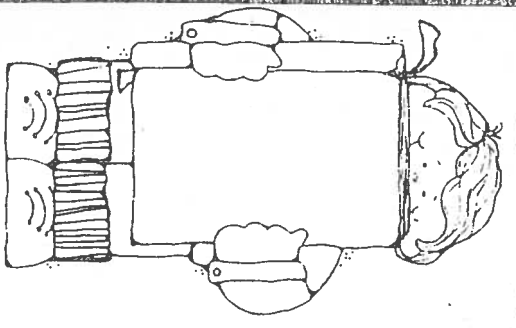


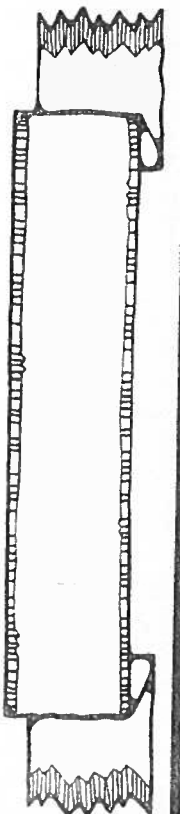
Born: _____

 **Died:** _____

 **Famous For:** _____

Interesting Fact:



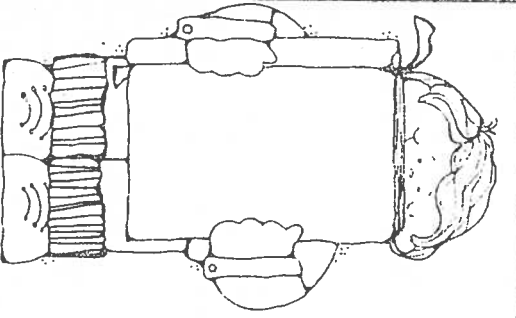


Born: _____

 **Died:** _____

 **Famous For:** _____

Interesting Fact:






Needs of plants

Grade 1 Science Worksheet

In each box, write what the plant needs.

Plants need sun, soil, air, and water to grow.



Parts of a plant

Grade 1 Science Worksheet

Unscramble the letters to name the different parts of a plant.

