



Edgewood Elementary

3028 Howden Muskegon Heights, MI 49444
Muskegon Heights Public School Academy System
Phone 231-830-3200 • mhtigers.org
Brenda Rybacki, Principal

Dear Mrs. Shyne's Families,

This letter is to provide information about what to expect when a remote learning day is called due to a weather emergency.

Mrs. Shyne's class will complete the packet that was sent home in the "Virtual Learning Day" folder. If the form has been lost or misplaced, please visit our website and click on the remote learning day tab to view additional materials.

OVERALL EXPECTATIONS:

Teachers will be available for two 45 minute sessions. One session will be held in the morning from 9:00 – 9:45. The second session will be held in the afternoon from 1:00 – 1:45. Students will be required to join both sessions to receive credit for attending school that day.

Students can join the work session by computer or phone at the following link:

Mrs. Shyne's Special Friends Class

Google Meet joining info

Google Classroom Name: Enter google classroom name

Video call link: <https://meet.google.com/wwd-wrif-tbr>

Or dial: enter call in number here

Attendance is taken based on students logging in or phoning in

Work is being graded just as if they were in-person

Parent Expectations:

Assist your child with logging on or phoning into class

Check our website if your need information

Help your child, but do not complete the work for them

If you have any issues with technology email the teacher at: enter teacher email

Let's all hope for an early Spring



Name: _____

Date: _____

George Washington

George Washington

George Washington

George Washington

George Washington

George Washington

George Washington

George Washington

George Washington



Print Handwriting Practice

Name: _____ Date: _____

Warrkeem Dean

Warrkeem Dean

Warrkeem Dean

Warrkeem Dean

Print Handwriting Practice

Name: _____ Date: _____

De'Moni Franklin

De'Moni Franklin

De'Moni Franklin

De'Moni Franklin

De'Moni Franklin

De'Moni Franklin

De'Moni Franklin

De'Moni Franklin

De'Moni Franklin

Print Handwriting Practice

Name: _____ Date: _____

Julius Jur

Julius Jur

Julius Jur

Julius Jur

Print Handwriting Practice

Name: _____ Date: _____

Reese Bailey

Reese Bailey

Reese Bailey

Reese Bailey

Print Handwriting Practice

Name: _____ Date: _____

Morice Hartfield

Blank handwriting practice lines.

Morice Hartfield

Blank handwriting practice lines.

Morice Hartfield

Blank handwriting practice lines.

Morice Hartfield

Blank handwriting practice lines.

Print Handwriting Practice

Name: _____ Date: _____

Safari Phillips

Safari Phillips

Safari Phillips

Safari Phillips

Safari Phillips

Safari Phillips

Safari Phillips

Safari Phillips

Safari Phillips

Directions: Cut out the numbers and paste them in order from 1-20.
Trace the numbers.




4	10	2	11	1	19	9	18	20
14	16	7	13	6	17	8	16	7
17	15	3	12	5	14	4	15	3
18	14	1	11	2	18	10	19	20

Name _____

Date _____


Circl the correct number.

5




6

7




8

5




4

10




9

6




4

8



7

3



2

* I can trace my numbers! *

1	●	1	1	1	1	1
2	●●	2	2	2	2	2
3	●●●	3	3	3	3	3
4	●●●●	4	4	4	4	4
5	●●●●●	5	5	5	5	5
6	●●●●●●	6	6	6	6	6
7	●●●●●●	7	7	7	7	7
8	●●●●●●●	8	8	8	8	8
9	●●●●●●●●	9	9	9	9	9
10	●●●●●●●●	10	10	10	10	10

NAME: _____

DATE: _____

WANTS & NEEDS

There are some things that we **NEED** to survive and other things we only **WANT**. Look at each picture and circle if that item is a want or need.



want need

Shelter




want need

Candy



want need

Football



want need

Water



want need

Clothes



want need

Toys



want need

Medicine



want need

Food



want need



want need


Name: _____

Date: _____

Needs and Wants

Cut out the pictures below, and paste them into the correct column.


Needs	Wants



read the passage 3 times.

Name _____

Answer the questions on the next page. Underline your evidence.



Kites

If you go to a park on a windy day, you may see someone flying a kite. Kites can be a fun toy for kids to play with, but did you know that they were invented thousands of years ago in China? The earliest written account of kite flying was around 200 B.C. when a Chinese general flew a kite over the walls of a city he was attacking. His troops were going to tunnel underground to sneak into the city, so the general used the kite to measure the distance they would have to travel to get inside, past the enemy's defenses. With this information, they made it inside, surprising and defeating the enemy!








The first kites were made from bamboo stems and silk, both of which are plentiful in China. The bamboo was used to make the framework. It is strong, but lightweight since it is hollow. Silk fabric was used to cover the framework, and thin threadlike pieces of silk were used for the flying line.

Kites have been used for many purposes. Besides measuring distances, they also have been used to send messages, go fishing, and even do science experiments. In 1752, Benjamin Franklin flew a kite in a storm and proved that lightning was electricity. In 1822, a school teacher named George Pocock used a pair of kites to pull his carriage at speeds of up to 20 miles per hour!








Kites today come in all different shapes and sizes. The smallest kite that flies is only 5 millimeters tall. That is smaller than the width of your finger! The longest kite is over 3,000 feet, which is more than half a mile long!

0141115








MARSH HABITAT



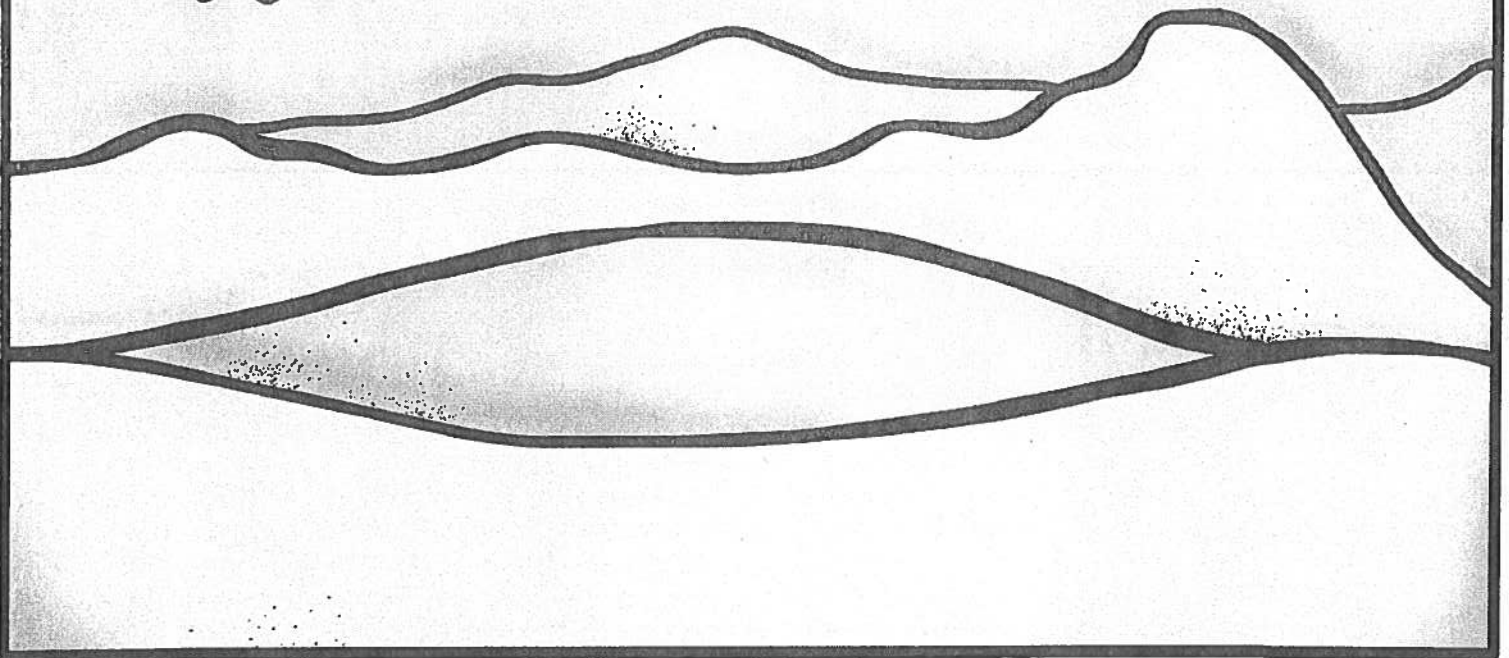







MOUNTAINS HABITAT




DESERT HABITAT



ANTARCTIC HABITAT




What's the
Weather?




By: _____


© Little Lifelong Learners




The weather is cloudy.




The weather is sunny.



The weather is stormy.



The weather is snowy.



The weather is rainy.


Name: _____

Date: _____


Needs and Wants

Cut out the pictures below, and paste them into the correct column.

Needs	Wants




My Sight Word Book



Name: _____

© 123 Homeschool 4 Me



What is that bird?

© 123 Homeschool 4 Me

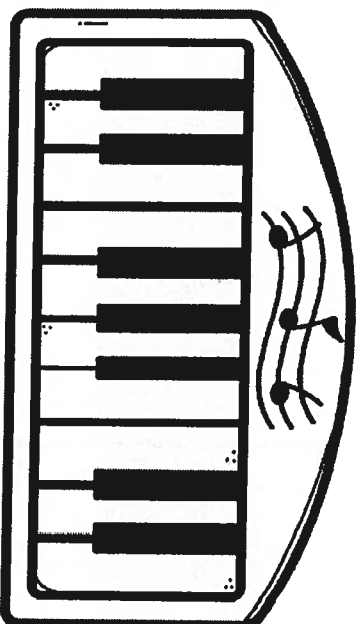
Read the word

is

Write the word

is is is is

© 123 Homeschool 4 Me



Is that your keyboard?


© 123 Homeschool 4 Me

My Sight Word Book

See

Name: _____

© 123 Homeschool 4 Me



I see an elephant.

© 123 Homeschool 4 Me

Read the Word

See

Write the Word

see see see


© 123 Homeschool 4 Me



I see a rhino.


© 123 Homeschool 4 Me

My Sight Word Book



Name: _____

© 123 Homeschool 4 Me



I see a chicken.

© 123 Homeschool 4 Me


Read the Word

a

Write the Word

a a a a

© 123 Homeschool 4 Me



I see a dress.

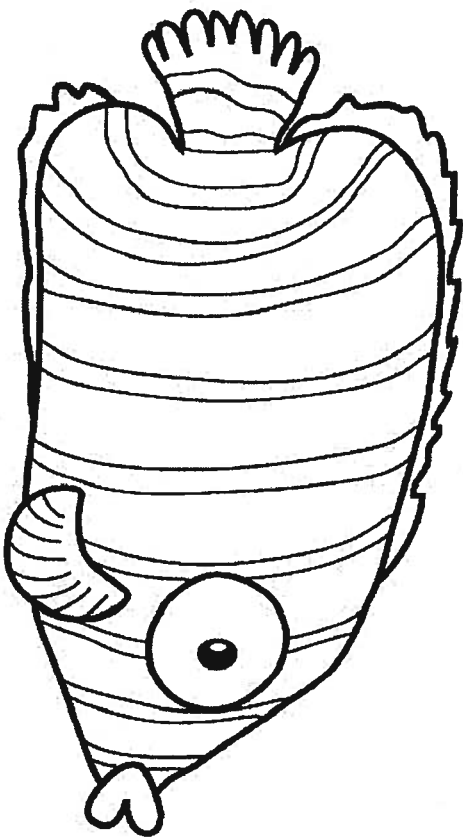
© 123 Homeschool 4 Me

My Sight Word Book

big

Name: _____

© 123 Homeschool 4 Me



I see a big fish.

© 123 Homeschool 4 Me


Read the Word

big

Write the Word

big big big

© 123 Homeschool 4 Me




I see a big whale.

© 123 Homeschool 4 Me


ed
family

3



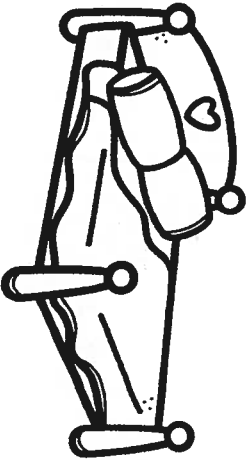
fed

2



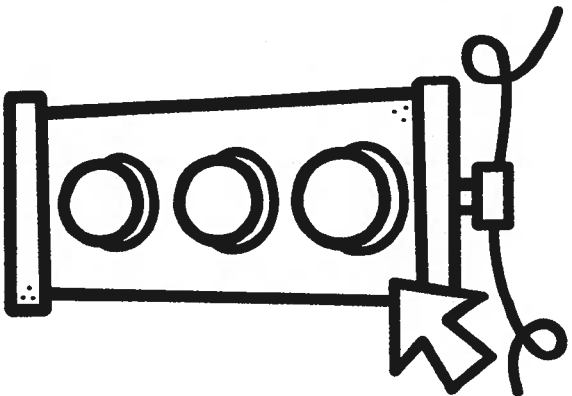
wed

4




bed

1



red

5



led

